

CHALKBOARD MINI-LESSON ON INSECTS

(ADAPT QUESTIONS TO FIT GRADE LEVEL)

LESSON 1

ASK STUDENTS WHAT MAKES AN ANIMAL AN INSECT?

(Background: Make this one progressive drawing on the whiteboard. Students will be excited to see the creation of a butterfly).

What does the body of an insect look like?

Does an insect have a head? (Yes) - Draw the head.

Does an insect have a chest? (Yes - Thorax) - Draw the thorax.

Does an insect have a stomach? (Yes - Abdomen) - Draw the abdomen.
(Add a few lines for the segments).

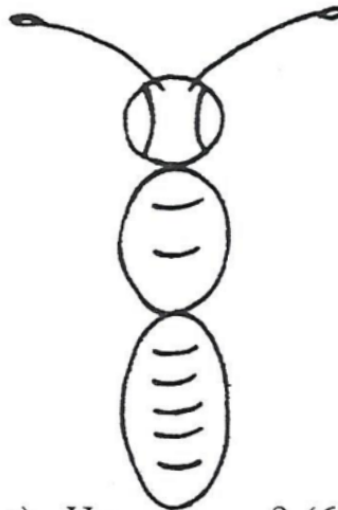


LESSON 1 - PAGE 2


Does an insect have eyes? (Yes) How many? (2) Draw the eyes.



Does an insect have antennae? (Yes) How Many? (2) Draw the antennae.

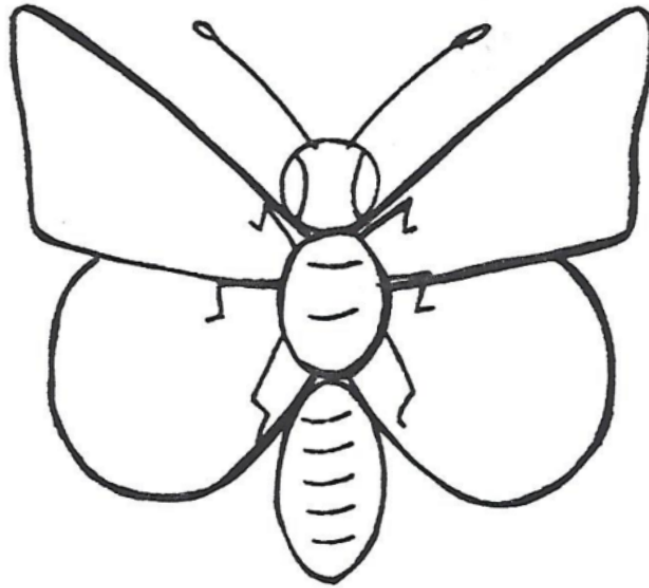


Does an insect have legs? (Yes) How many? (6) Draw the legs.



LESSON 1 - PAGE 3

Does an insect have wings? (Yes) How many? (4) Draw the wings.



So what do we have here? (A Butterfly!)

So what is a Butterfly? (An Insect!)

Have students color and put patterns on their butterfly.

Is this an insect?

Why or why not?



Spiders are not insects then, are they?
(Spiders are called arachnids).